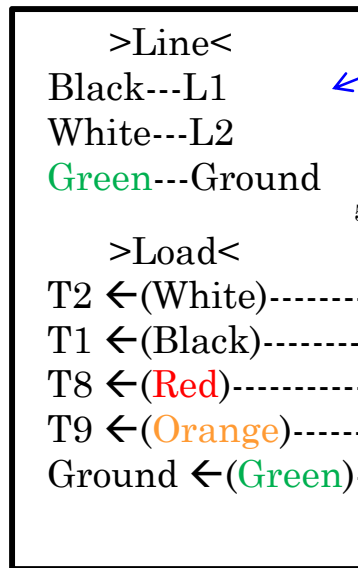



SWITCHES:

Bremas: Reversing Switch: 115 Volt



SWITCH

5 Wire Cable

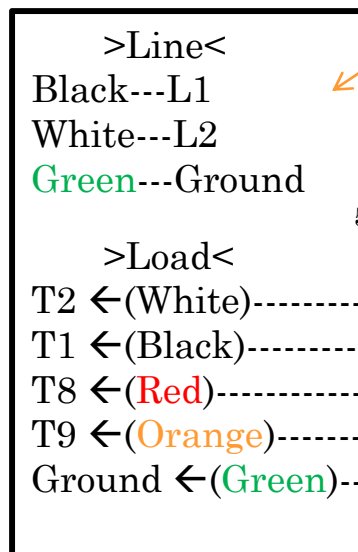


MOTOR

UP = Clockwise
 DOWN = Counter Clockwise

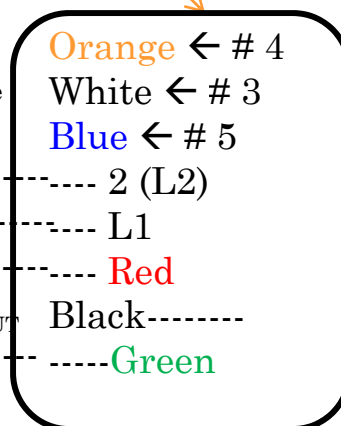


Bremas: Reversing Switch: 230 Volt



SWITCH

5 Wire Cable



MOTOR

UP = Clockwise
 DOWN = Counter Clockwise

Note: To switch from 115V to 230V move WHITE motor wire from #1 to # 3 and BLUE motor wire from # 3 to # 5. Wire nut the BLACK motor wire to the ORANGE motor wire and Put the wire nut ORANGE from switch. FOR 230V YOUR GFCI MUST BE 230V TYPE.

REMOTES: To install a remote remove hand switch , hook, the 5 wire cable from motor as follows:

Remote ORANGE to the 5 wire WHITE

Remote BLACK to the 5 wire BLACK

Remote WHITE to the 5 wire RED

Remote RED to the 5 wire ORANGE for 115V- Not used for 230V

